



MY EASY BREXIT

DROPPING OFF & PICKING UP AN UNACCOMPANIED TRAILER

EXPORT

DRIVERS

From 1 January 2021, to drop off or pick up a trailer at the port's unaccompanied parking area, new documents or information related to the new customs declaration obligations must be sent when booking the crossing by your employer.

CALAIS



DOVER

TO DROP OFF A TRAILER:



CASE NO. 1:

Your employer transmitted the customs declaration items when making the booking.

When you drop off the trailer:
On entering the unaccompanied parking area,
present only THE BOOKING PIN CODE
that your employer sent you.



EXPORT

CALAIS





DOVER


CASE NO. 2:

Your employer did not send the customs declaration items when making the booking. Make sure you have them when you arrive.

You will be asked for them at the entrance to the unaccompanied parking area:

-  **1** THE PIN CODE FOR THE BOOKING
-  **2** THE MRN* (customs references)
* no MRN if it's empty or if TIR/ATA

-  **3** IS THE MERCHANDISE SUBJECT TO SPECIAL FORMALITIES?
 - Mailings
 - Invoices less than €1000
 - CTU
 - Airwaybill

-  **TIR / ATA** IS THE TRAILER TRAVELLING UNDER THE TIR OR ATA REGIME?
⚠ If yes, leave the book with the trailer

**WITHOUT THESE ITEMS,
THE TRAILER WILL BE REFUSED. YOU WON'T BE ABLE TO DROP IT OFF
AT THE UNACCOMPANIED PARKING AREA**

IMPORT

DOVER



CALAIS

TO PICK UP A TRAILER:

A trailer coming from the UK will be subject to customs status upon entry into the European Union. It may have **GREEN STATUS** or **ORANGE**. Orange status means it is subject to documentary or other control and cannot be removed.

Before going to the unaccompanied parking area to pick up a trailer, make sure with your employer that its **STATUS IS GREEN**.

**NO TRAILER UNDER ORANGE STATUS
CAN LEAVE THE UNACCOMPANIED PARKING AREA**



To check the customs status,
consult the port's web app:
m.porboulognecalais.fr